



MADE IN ITALY

Cruise ships LED light fixtures

Innovative and future proof
for technical spaces and open decks



naval.atiled.it



Our LED light technical fixtures for cruise ships are based on our proven and successful experience that we have as innovator for navy ship lights.

Our fixtures for cruise ships are really “LED native”, new and original.

LED board and fixture housing born together to assure top performances and long lifetime almost maintenance free.

With our innovative design approach we manufacture the most powerful, compact and low weight LED fixtures on the market.

Discover in the next pages our technical light fixtures indoor and open deck complete range, ready to carefully illuminate every space on board.

You can rely on them and on Fabas Luce as trustable partner.

We hope that all the different models fulfil your requirements, but if you don't find what you are looking for we are open to evaluate your specific needs and realize custom LED light fixture solution.

FABAS LUCE S.p.A.

Our history

FABAS LUCE deals with the creation, production and distribution of lighting fixtures since 1979, founded by Mr. Azelio Giberti, and has its headquarters in Brugherio, located in the north-east of Milan.

It's a company in constant growth thanks to the continuous and fruitful development of new models that are created every year by a team of Italian designers and that is accompanied by the ability to satisfy our customers with fast deliveries thanks to our logistics warehouse that counts over 9000 pallets places.

This enviable wealth of experience allows us today to be present in all European countries, in the Middle East, Africa and Asia with the collaboration of the distribution companies in our sector.



The milestones of our history:

1979

Fabas Luce's start up:
the first factory has an
area of 2.000 sqm
The core business
was, at that time,
focused in the
decorative lighting.

1998

We move to a
new headquarters
in Brugherio in a
production facility of
about 4,000 sqm and
at the same time the
father transfers the
ownership to his sons.

2006

We open our daughter
company FABAS LUCE
GMBH in Arnsberg,
Germany (50 km east
of Dortmund)

2008

We build the new
headquarters of
9.000 sqm always
in Brugherio facing
the A4 motorway, in
a structure of over
9,000 square meters,
built, designed and
tailored according to
our production, logistic
and commercial needs



2010

We create a new division called ATILED for LED Technical lighting

2015

We open a second branch in Offenburg, Germany for Atiled division

2017

We create a new Atiled Naval division to design and produce specific LED light fixtures for navy and cruise ships

2018

Smartluce comes: the vocal assistant for lighting control system

Vision

A story which started 40 years ago.

A story that spans generations.

A story rich in tradition and passion for the job, which starts early in the morning and ends late at night.

A story made of creative flair and innovation.

Fabas is a company that wants to confirm his role as a reference company in the lighting business.

Mission

Our clients, our main priority.

Before and after sale, Fabas Luce client never feels alone. He is always accompanied by proposals, solutions and courtesy.

Our main goal is to focus on product quality and customer service, even in after sale, and this is one of the reasons of FABAS LUCE steady growth over the last years. This was and it continues to be possible thanks to highly professional staff who responds quickly and courteously to the most varied demands of our many customers.





The Present

During the years, Stefano and Donatella Giberti with Fabio Castelli have changed the face of the company. The result is a continuous expansion in the national and international lighting market.

A large factory, fully automated in almost all the production with a cutting-edge logistic system and with a particular sensibility to energy saving and environmental protection topics.

The increased productivity has not however affected the deep ethical sens desired by the owners and the goal of Fabas Luce Spa it is still the same: to continue being successful with its products, in Italy and in the world, respecting people and rules.





page 10/12



COMPACT POWERFUL IP67
LED LIGHT FIXTURE
FOR CRUISE SHIP
TECHNICAL SPACES
AND OPEN DECKS

page 14



HIGH EFFICIENCY LED
FLOODLIGHT IP67

page 16



HIGH EFFICIENCY COMPACT
LED FLOODLIGHT

page 18



VERY COMPACT, VERSATILE
AND POWERFUL LED LIGHT
FIXTURE

page 20



LED LIGHT FIXTURE INOX
USPHS COMPLIANT IP67

page 22



EMERGENCY LED
BATTLE LANTERN FULLY
MICROPROCESSOR DRIVEN
PORTABLE AND FLOATING
IP67 WITH RECHARGEABLE
BATTERY

page 24



RECESSED ROUND
LED LIGHT FIXTURE

page 26



HOSPITAL AREAS,
SURGERY ROOMS

page 28



COMPACT EX HAZARDOUS
AREA EXPLOSION PROOF LED
LIGHT FIXTURES IP66

page 30




POWERFUL AND COMPACT EX
HAZARDOUS AREA
EXPLOSION PROOF LED LIGHT
FIXTURES

page 32



LED GLOBE WHITE NATURAL
LIGHT OR COLORED LIGHT

page 34



STARFIX

COMPACT POWERFUL IP67 LED LIGHT FIXTURE FOR CRUISE SHIP OUTDOOR AND OPEN DECKS

We show very good colors close to the real one's thanks to our accurate LEDs selection that combine very high CRI Color Rendering Index typically 92 within 3 Step MacAdam

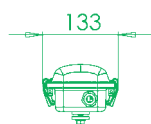


Luminous efficacy	Nominal 163 lumen / Watt
Optic diffused beam	180°
Diffuser	Anti glare opal polycarbonate flame rating V0 (UL 94 test), UV resistant
Color Rendering Index	CRI 90 (min.), 92 (typ.)
Photobiological risk group	RG0
Electric power inputs	220/240VAC/DC 50/60Hz with electronic power supply inside the fixture
Wiring	Line in and line out inside the fixture
Power factor	>0,95
Insulation	Class 1
Protection	IP67
Housing painting treatment	Stainless steel AISI 316L model - 70 / 80 µm glossy white polyester paint RAL9016
Mounting	Threaded pin stainless steel AISI 316L / bulkhead support stainless steel AISI 316L - White RAL 9016
LED lifetime hours	L80 B10 > 75.000 h
Driver expected lifetime	100.000 h *
International Standards compliance where applicable	IEC 60092-306; IEC 60533; EN60598-2-1
Certification	CE

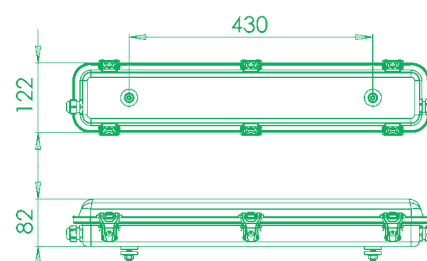
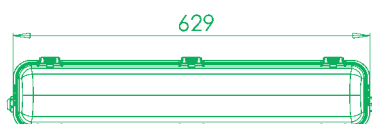
*The led driver is designed for a lifetime stated above with a failure probability of less than 10%.



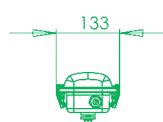
STARFIX



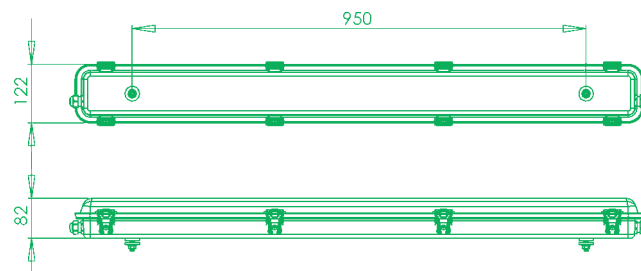
Dimensions mm



Model	Item	Primary light			Housing Material	Working Amb. Temperature C°	Weight
		Color temp.	Lumen	Watt			
Starfix 20-629	6955-54-101	4000 K	3.065	21,5	Stainless steel AISI 316L ceiling	-25° / +55°	2,4 Kg
	6955-54-201	4000 K	3.065	21,5	Stainless steel AISI 316L bulkhead	-25° / +55°	2,4 Kg
Starfix 40-629	6955-54-102	4000 K	5.662	38	Stainless steel AISI 316L ceiling	-25° / +55°	2,5 Kg
	6955-54-202	4000 K	5.662	38	Stainless steel AISI 316L bulkhead	-25° / +55°	2,5 Kg



Dimensions mm



Model	Item	Primary light			Housing Material	Working Amb. Temperature C°	Weight
		Color temp.	Lumen	Watt			
Starfix 40-1190	6955-54-103	4000 K	5.662	38	Stainless steel AISI 316L ceiling	-25° / +55°	4,5 Kg

STARFIX

COMPACT POWERFUL IP67 LED LIGHT FIXTURE FOR CRUISE SHIP INDOOR TECHNICAL SPACES

We show very good colors close to the real one's thanks to our accurate LEDs selection that combine very high CRI Color Rendering Index typically 92 within 3 Step MacAdam



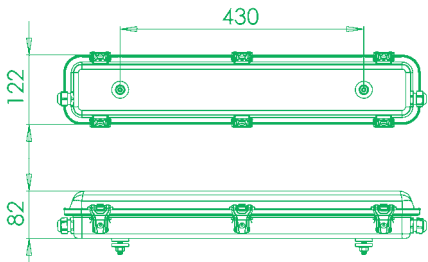

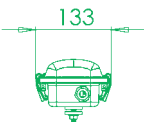
Luminous efficacy	Nominal 163 lumen / Watt
Optic diffused beam	180°
Diffuser	Anti glare opal polycarbonate flame rating V0 (UL 94 test), UV resistant
Color Rendering Index	CRI 90 (min.), 92 (typ.)
Photobiological risk group	RG0
Electric power inputs	220/240VAC/DC 50/60Hz with electronic power supply inside the fixture
Wiring	Line in and line out inside the fixture
Power factor	>0,95
Insulation	Class 1
Protection	IP67
Housing painting treatment	Galvanized steel model - primer and 70 / 80 µm glossy white polyester paint RAL9016
Mounting	Threaded pin stainless steel AISI 316L / bulkhead support stainless steel AISI 316L - White RAL 9016
LED lifetime hours	L80 B10 > 75.000 h
Driver expected lifetime	100.000 h *
International Standards compliance where applicable	IEC 60092-306; IEC 60533; EN60598-2-1
Certification	CE

*The led driver is designed for a lifetime stated above with a failure probability of less than 10%.



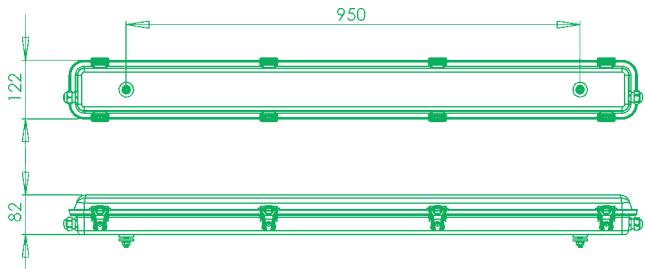
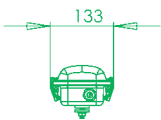
STARFIX

Dimensions mm



Model	Item	Primary light			Housing Material	Working Amb. Temperature C°	Weight
		Color temp.	Lumen	Watt			
Starfix 20-629	6955-54-001	4000 K	3.065	21,5	Galvanized ceiling steel	-25° / +55°	2,4 Kg
Starfix 40-629	6955-54-002	4000 K	5.662	38	Galvanized ceiling steel	-25° / +55°	2,5 Kg

Dimensions mm



Model	Item	Primary light			Housing Material	Working Amb. Temperature C°	Weight
		Color temp.	Lumen	Watt			
Starfix 40-1190	6955-54-003	4000 K	5.662	38	Galvanized ceiling steel	-25° / +55°	4,5 Kg

TON 100/160

HIGH EFFICIENCY LED FLOODLIGHT

Powerful, precise and robust LED flood light
Compact and low weight housing
One lens for each LED assure intense and precise light beam

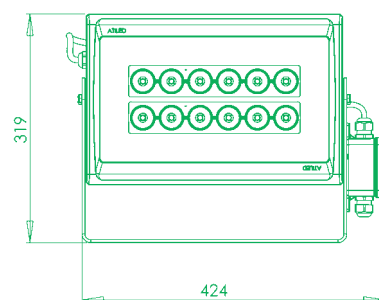
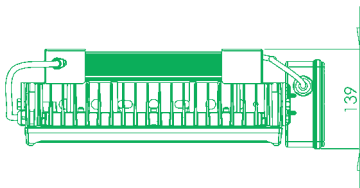
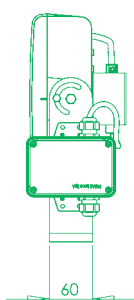
On request different housing color and light temperature color



Diffuser	Clear tempered glass
Color Rendering Index	CRI >70
Electric power inputs	With electronic power supply on the fixture
Wiring	Power line connection with junction box
Power factor	>0,9
Insulation	Class 1
IP rate	IP67
Working ambient temperatures	Equipped with active control of external ambient temperature
Housing	Orientable made of marine grade copper free aluminum grey, inox bolts, with anti-condensation valve for air recirculation
Fixing	Orientable stainless steel brackets AISI 316
Net Weight	8,5 Kg
System lifetime hours	L70 B10 50.000 hours
International Standards, compliance where applicable	IEC 60092-306; IEC 60533; EN 60598-1



Dimensions mm



TON 100/160

Model	Item	Primary light			Optic Beam Degree	Housing Color	Electric Power inputs 50/60 Hz	Working Amb. Temperature C°	Note
		Color temp.	Lumen	Watt					
TON 100	6942-54-324	4000 K	13.800	105	26°	White Ral 9016	100/240 VAC	-25° / +55°	Junction box included
	6942-54-624	4000 K	13.800	105	54°	White Ral 9016	100/240 VAC	-25° / +55°	Junction box included
TON 160	6943-54-324	4000 K	19.400	160	26°	White Ral 9016	100/240 VAC	-25° / +55°	Junction box included
	6943-54-624	4000 K	19.400	160	54°	White Ral 9016	100/240 VAC	-25° / +55°	Junction box included



TOR 50

HIGH EFFICIENCY COMPACT LED FLOOD LIGHT

Very compact and robust LED flood light

One lens for each LED assure intense and precise light beam

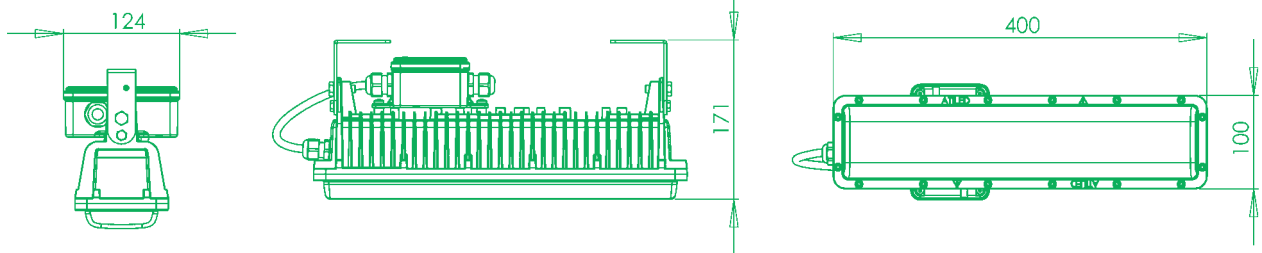
On request different housing color and light temperature color



Diffuser	Clear polycarbonate
Color Rendering Index	CRI >70
Power consumption	50 W
Electric power inputs	With electronic power supply inside the fixture
Wiring	Line in and line out junction box in the fixture back side
Power factor	>0,9
Insulation	Class 1
IP rate	IP66
Housing	Orientable made of marine grade copper free aluminum, inox bolts, with anti-condensation valve for air recirculation
Fixing	Stainless steel brackets AISI 316
Net Weight	2,6 Kg
System lifetime hours	L70 B10 50.000 hours
International Standards, compliance where applicable	IEC 60092-306; IEC 60533; EN 60598-1



Dimensions mm



TOR 50

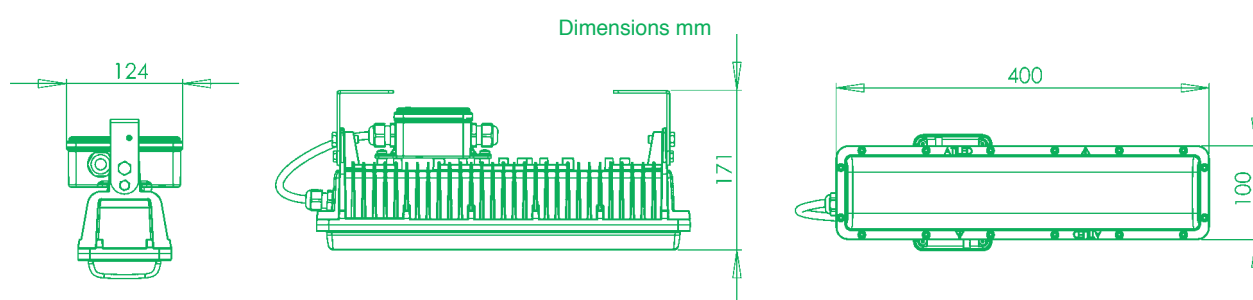
Model	Item	Primary light			Optic Beam Degree	Housing Color	Electric Power inputs 50/60 Hz	Working Amb. Temperature C°	Note
		Color temp.	Lumen	Watt					
TOR 50	6941-04-324	4000 K	6.500	50	21°	White Ral 9010	100/240 VAC	-25° / +55°	
TOR 50	6941-04-524	4000 K	6.500	50	45°	White Ral 9010	100/240 VAC	-25° / +55°	
TOR 50	6941-04-624	4000 K	6.500	50	65°	White Ral 9010	100/240 VAC	-25° / +55°	



TVE is strongly ruggedized and its reduced dimension are the perfect solution for bilge, escape stairs, other indoor areas and weather decks requesting reliable illumination needs.



Optic diffused beam	180°
Diffuser anti glare opal polycarbonate	Flame rating V-0 (UL 94 test), UV resistant
Color Rendering Index	CRI >85
Photobiological risk group	RG0
Electric power inputs	With electronic power supply inside the fixture.
Wiring	Line in and line out with junction box on the fixture back side
Power factor	>0,9
Insulation	Class 1
IP Rate	IP66
Housing	Made of marine grade copper free aluminum, inox bolts
Fixing	Stainless steel brackets AISI 316L
Net Weight	2,5 Kg
System lifetime hours	L70 B10 50.000 hours at ambient temperature +35°C
International Standards, compliance where applicable	IEC 60092-306; IEC 60533; EN 60598-1



TVE

Model	Item	Primary light			Housing Color	Electric Power inputs 50/60 Hz	Working Amb. Temperature C°	Note
		Color temp.	Lumen	Watt				
TVE-WW	6868-52-001	3000 K	3000	22	White Ral 9010	100/240 VAC	-25° / +55°	
TVE-NW	6868-54-001	4000 K	3400	22	White Ral 9010	100/240 VAC	-25° / +55°	





STAINLESS STEEL LED LIGHT FIXTURE USPHS COMPLIANT

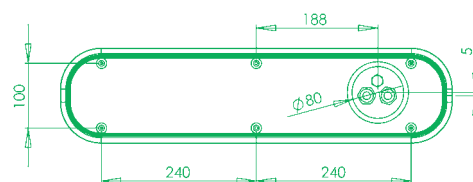
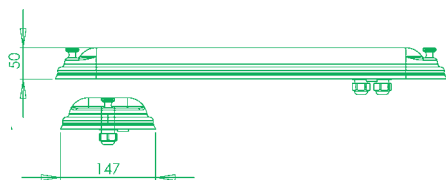
FOR **GALLEY** AND LAUNDRY – 32W MODEL
FOR **COOL** AND **FREEZER ROOMS** – 40W MODEL
REDUCED HEIGHT ONLY 50 MM



Optic diffused beam	180°
Diffuser anti glare opal polycarbonate	Flame rating V-0 (UL 94 test), UV resistant
Photobiological risk group	RG0
System lifetime hours	L80 B10 >75.000 hours
Color Rendering Index	CRI 85
Electric power inputs	With electronic power supply inside the fixture
Wiring	Line in and line out inside fixture
Power factor	>0,9
Insulation	Class 1
IP rate	IP67
Housing	Stainless steel AISI 316L with anti-condensation valve for air recirculation
Fixing	Counter ceiling with holes for 6 screws, perimeter sealed with silicone gasket
Net Weight	2 Kg
International Standards	CE, USPHS compliant



Dimensions mm



GALCOR

Model	Item	Primary light			Housing	Electric Power inputs 0/50/60 Hz	Working Amb. Temperature C°	Note
		Color temp.*	Lumen	Watt				
GALCOR	6953-04-854	4000 K	5.250	32	Stainless steel	220/240 VAC	-25° / +45°	
GALCOR	6953-04-001	4000 K	6.030	40	Stainless steel	220/240 VAC	-40° / +30°	

*Color temperature 3000K available on request



EBLAN

EMERGENCY LED BATTLE LANTERN FULLY MICROPROCESSOR DRIVEN PORTABLE AND FLOATING IP67 WITH RECHARGEABLE BATTERY


Two LEDS wide or narrow beam, high or low intensity white light that in case of blackout last for 10 hours



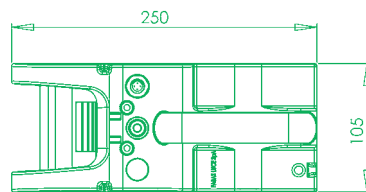
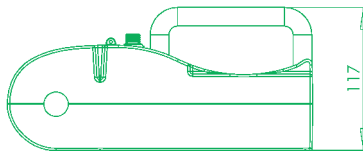
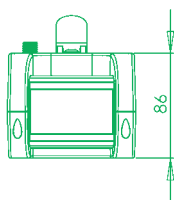
Color Rendering Index CRI	70
Lifetime Light at reduced luminous flux - 190 lumen	4,5 Hours
Lifetime Light at luminous flux 440 lumen	10 Hours
Battery sealed pack with active temperature monitoring and control	Nickel Metal Hydride
Battery charging time from low to max level hours	6
Battery stand by duration without power connection hours	3 months
Low safe recharging power voltage V DC	15
Insulation	Class III
IP Rate	IP67
Working ambient temperatures	-20 / +55 °C
Net Weight	1,25 Kg
International Standards	IEC 60092-306 ; IEC 60533 ; EN 60598-1

lantern wall mounting bracket with power unit box

Electric power inputs	100 / 240 VAC 50 / 60 Hz
Insulation	Class 1
Working ambient temperatures	-20 / +55 °C
IP rate	66
Net Weight	1,5 Kg



Dimensions mm



EBLAN

Model	Item	Primary light		Secondary light		Housing Color	Note
		Color temp.	Lumen	Color	Lumen		
EBLAN	6923-04-001	5700 K	440	Red	-	Red - Black	
	6923-04-002	Wall mounting bracket with electronic power unit box and connectorized cord					



PSAR 2

RECESSED ROUND LED LIGHT FIXTURE

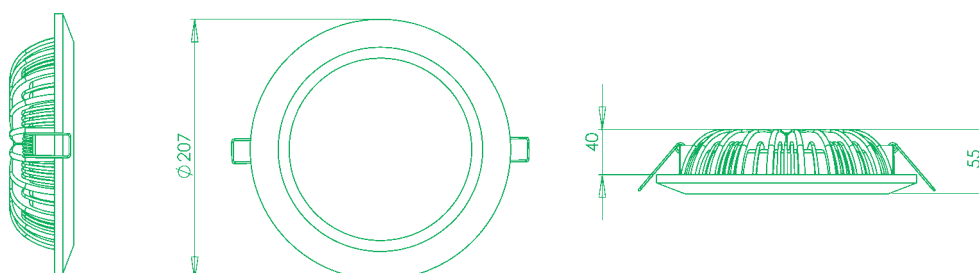
Suitable for offices, wardroom, messroom, bathrooms
Light colors available white warm or natural



Optic diffused beam	180°
Diffuser	Opal polycarbonate
Color Rendering Index	CRI >80
Photobiological risk group	RG0
Power factor	>0,5
Electric power input	Power supply to be installed outside fixture
Insulation	Class II
IP Rate	IP44
Housing	Aluminum, white painted
Fixing	With 3 screws and / or springs
Net Weight	0,7 Kg
System lifetime hours	>50.000
International Standard	EN 60598-1



Dimensions mm



PSAR 2

Model	Item	Primary light			Housing Color	Electric Power inputs 50/60 Hz	Working Amb. Temperature C°	Note
		Color temp.	Lumen	Watt				
PSAR2-WW	6823-02-254	3000 K	1900	20	white	220/240 VAC	-25° / +45°	DALI dimmable
PSAR2-NW	6823-04-254	4000 K	2000	20	white	220/240 VAC	-25° / +45°	
PSAR2-WW-DALI	6823-02-256	3000 K	1900	20	white	220/240 VAC	-25° / +45°	



KEROS 30X120

HOSPITAL AREAS, SURGERY ROOMS

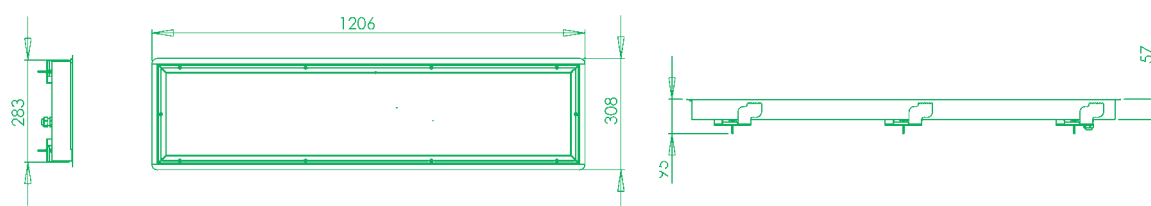
Recessed LED light fixture IP65 - in both front and rear fixture sides



Diffuser clear prismatic "dark light" anti glare beam	180°
Power consumption	45W
Photobiological risk group	RG0
Color Rendering Index	CRI 85
Electric power inputs	With electronic power supply inside the fixture
Power factor	>0,9
Insulation	Class 1
IP rate on both front and rear side	IP65
Housing	Steel
Net Weight	6,5 Kg
System lifetime hours	Duration L70 B10 50.000
Certification	EN 60598-1



Dimensions mm



KEROS 30X120

Model	Item	Primary light			Housing Color	Electric Power inputs 50/60 Hz	Working Amb. Temperature C°	Note
		Color temp.	Lumen	Watt				
KEROS dark IP65	6740-04-005	4000 K	5200	45	White	220/240 VAC	-20° / +45°	





EX hazardous area explosion proof LED fixture

Installation: hazardous areas - Zone 1 / 2 (Gases) – Zone 21 / 22 (Dusts)

Classification: Group II – Category 2G / 2D


Execution:

II 2 G Ex d IIB+H2 T5 Gb

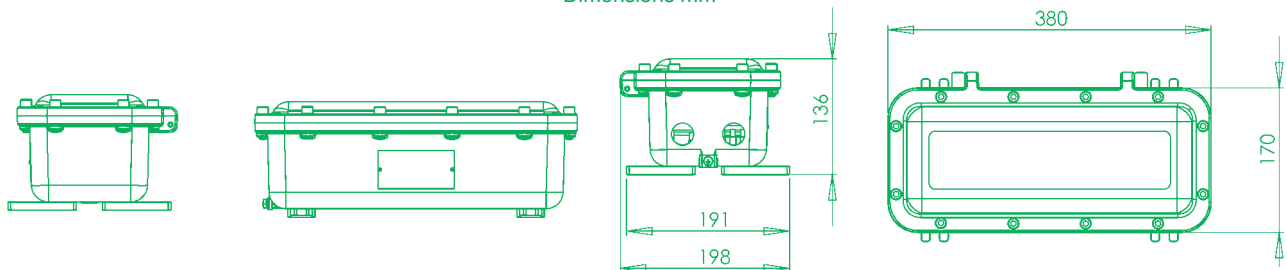
II 2 D Ex tb IIIC T100°C Db



Optic diffused beam	180°
Diffuser	High thickness borosilicate glass
Color Rendering Index	CRI >85
Photobiological risk group	RG0
Electric power inputs	With electronic power supply inside the fixture.
Wiring	Two cable glands for line in and line out connections
Power factor	>0,9
Insulation	Class 1
IP Rate	IP66
Housing	Made of marine grade copper free aluminum, inox bolts
Fixing	Aluminum brackets
Net Weight	8 Kg
System lifetime hours	L70 B10 50.000 hours at ambient temperature +35°C
International Standards, compliance where applicable	IEC 60092-306; IEC 60533; EN 60598-1
EX certificate	CE INERIS 15 ATEX 0024X



Dimensions mm



PEX

Model	Item	Primary light			Housing Color	Electric Power inputs 50/60 Hz	Working Amb. Temperature C°	Note
		Color temp.	Lumen	Watt				
PEX	6807-54-001	4000 K	3000	23	White Ral 9010	100/240 VAC	-25° / +55°	Through wiring - 2 holes (1)

(1) Not included two brass nickel plated cable glands to be ordered separately according to the type of the power electric cable (normal, armoured, etc)
The last fixture on the line require brass nickel plated stopping plug to blank off unused entry.



Installation: Zone 1 / 2 (Gases) - Zone 21 / 22 (Dusts)

Classification: Group II - Category 2G / 2D

Execution:

II 2 G Ex d IIC T6 Gb

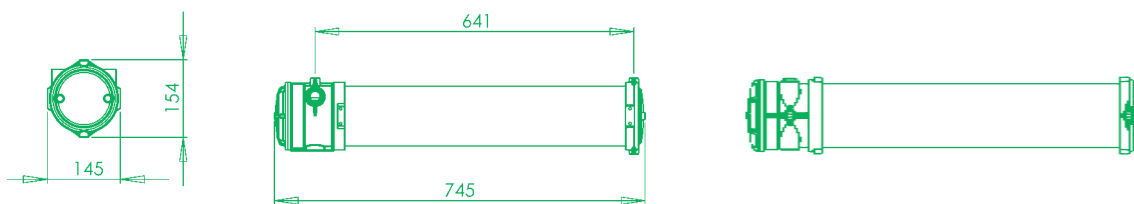
II 2 D Ex tb IIIC T85°C Db



Optic diffused beam	180°
Diffuser	High thickness borosilicate glass
Color Rendering Index	CRI >85
Photobiological risk group	RG0
Power consumption	35 W
Electric power inputs	With electronic power supply inside the fixture.
Wiring	Two cable glands for line in and line out connections
Power factor	>0,9
Insulation	Class 1
IP Rate	IP66
Housing	Made of marine grade copper free aluminum, inox bolts
Fixing	Aluminum brackets
Net Weight	8 Kg
System lifetime hours	L70 B10 50.000 hours at ambient temperature +35°C
International Standards, compliance where applicable	IEC 60092-306; IEC 60533; EN 60598-1
EX certificate	CE INERIS 12 ATEX 0023X



Dimensions mm



GEX

Model	Item	Primary light			Housing Color	Electric Power inputs 50/60 Hz	Working Amb. Temperature C°	Note
		Color temp.	Lumen	Watt				
GEX (1)	6852-54-001	4000 K	5600	35	White Ral 9010	100/240 VAC	-25° / +55°	Through wiring - 2 holes (1)

(1) Not included two brass nickel plated cable glands to be ordered separately according to the type of the power electric cable (normal, armoured, etc)
The last fixture on the line require brass nickel plated stopping plug to blank off unused entry.



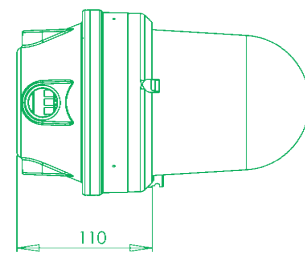
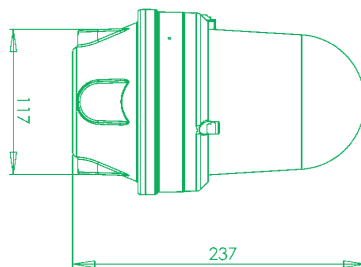
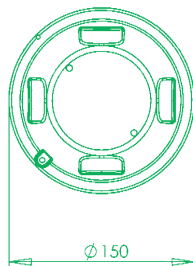
The LED light color is switchable in: red, green, blue and orange



Optic diffused beam	180°
Diffuser	High thickness borosilicate glass
Color Rendering Index	CRI >85
Photobiological risk group	RG0
Electric power inputs	With electronic power supply inside the fixture
Wiring	Two cable glands for line in and line out connections
Power factor	>0,9
Insulation	Class 1
IP rate	IP66
Fixing wall	Reinforced bulkhead bracket inox AISI 316
Fixing ceiling	Ceiling bracket inox AISI 316
Housing	Die-cast marine grade copper free aluminum
Net Weight	3 Kg
System lifetime hours	L70 B10 >50.000 hours
International Standards	IEC 60092-306; IEC 60533; EN 60598-1
EX certificate where applicable	CE INERIS 01 ATEX 0054X



Dimensions mm



GLO

Model	Item	Primary light			Housing Color	Electric Power inputs 50/60 Hz	Working Amb. Temperature C°	Note
		Color temp.	Lumen	Watt				
GLO NW GLO C	6952-94-001	4000 K	820	7	Grey Ral 7040	100/240 VAC	-25° / +55°	Through wiring - 2 holes (1)
	6952-96-001	Red, Blue, Green, Orange	-	7	Grey Ral 7040	100/240 VAC	-25° / +55°	Through wiring - 2 holes (1)

(1) Not included two plastic cable glands to be ordered separately,
The last fixture on the line require brass nickel plated stopping plug to blank off unused entry.

Protection guard inox AISI 316



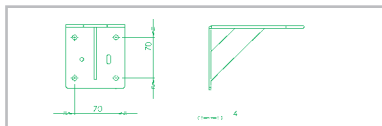
ACCESSORIES

GLO



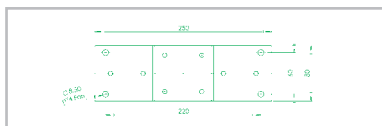
6952-50-001

Protection guard inox Aisi 316



6952-50-002

Bulkhead bracket inox Aisi 316



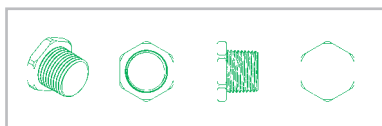
6952-50-003

Ceiling bracket inox Aisi 316



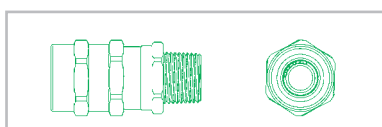
6952-50-004

Plastic cable gland 1/2" NPT
for normal cable outside diameter mm 6 min / 12 Max



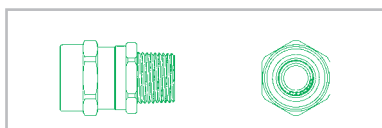
6807-50-011

EX explosion proof
Stopping plug 1/2" NPT marine grade brass nickel plated



6807-50-009

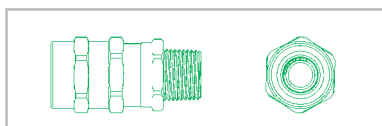
EX explosion proof
Marine grade brass nickel plated cable gland 1/2" NPT
for ARMoured electric cable, diameter mm
5,5 min / 13 Max under armour - 10 min / 19 Max external



6807-50-010

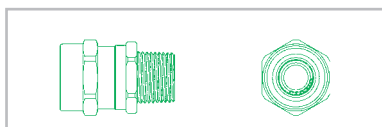
EX explosion proof
Marine grade brass nickel plated cable gland 1/2" NPT
for UNArmoured electric cable, external diameter mm 5,5 min / 13 Max

PEX-GEX



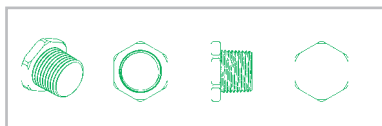
6807-50-009

EX explosion proof.
Marine grade brass nickel plated cable gland 1/2" NPT
for ARMoured electric cable, diameter mm
5,5 min / 13 Max under armour - 10 min / 19 Max external



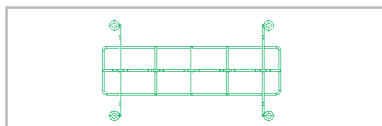
6807-50-010

EX explosion proof.
Marine grade brass nickel plated cable gland 1/2" NPT
for UNArmoured electric cable, external diameter mm 5,5 min / 13 Max



6807-50-011

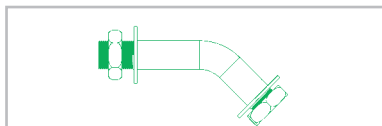
EX explosion proof.
Stopping plug 1/2" NPT marine grade brass nickel plated



6907-59-013

Protection guard inox Aisi 316 for glass diffuser explosion proof led fixture mod. PEX

STARFIX




6955-50-007

Bulkhead support stainless steel AISI 316L

NOTE

CAF2020-04 V2



naval.atiled.it

Headquarter

FABAS LUCE S.p.A.

Via Luigi Talamoni, 75
20861 BRUGHERIO (MB) Italy
Tel. 0039 039 214 22 06
0039 039 89 06 91
Fax 0039 039 214 22 08
www.fabasluce.it
info@fabasluce.it

FABAS LUCE GmbH

Westring, 5
D-59759 ARNSBERG Germany
Tel. +49 29 32 / 8 90 16 60
Fax. +49 29 32 / 8 90 16 62
www.fabasluce.com
vertrieb@fabasluce.com

**Divisione ATILED Germania/
ATILED-Abteilung Deutschland**
Franz Volk Strasse
D-77652 OFFENBURG Germany
Tel. +49 781 125 59 932
atiled.germany@fabasluce.com



Company profile